

Series LV7

Seam Sealed Ceramic 7x5mm VCXO



FEATURE

- Ultra small SMD type
- High precision characteristics covering up to high frequency range
- Automatic mounting



ELECTRICAL SPECIFICATIONS

Parameters		C1	C2	C3	C4
Fan Out Type		CMOS		TTL	
		5V	3V	5V	3.3V
Frequency Range		1MHz ~ 125MHz			
Frequency Stability		±25, ±50, ±100ppm			
Operating Temperature		0-70°C, -20-70°C, -40-85°C			
Storage Temperature		-55 ~ 125°C			
Pad Type		4Pads / 6Pads			
Supply Current		≤30MHz, 30mA, >30MHz, 45Ma			
Aging (at 25°C)		±3ppm/year Maximum			
Load	Output Loading Capacitance	15pF, 50pF		15pF	
	Voltage Voh(Min.)	4.5Vdc	2.97Vdc	4.5Vdc	2.97Vdc
	Voltage Vlh(Max.)	0.5Vdc	0.33Vdc	0.5Vdc	0.33Vdc
	Symmetry (Duty Cycle)	40~60%Maximum			
	Rise/Fall Time	10ns Max.			
	Start-up Time	10ms Max.			
Frequency Control	Pullability	100ppm Min or specify			
	Voltage Control	0.5~4.5Vdc	0.3~3.05Vdc	0.5~4.5Vdc	0.3~3.05Vdc
	Monotonic Linearity	≤ 10%			
	Input Impedance	50Kohms Normal			

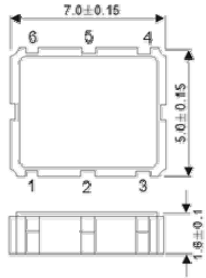
Series LV7

Seam Sealed Ceramic 7x5mm VCXO

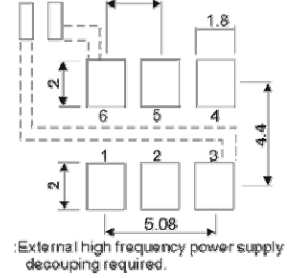
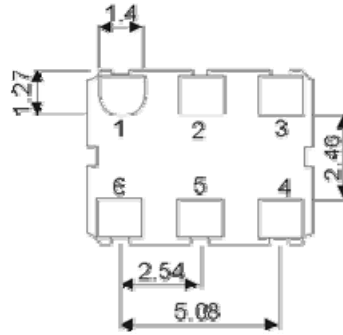


MARKING AND DIMENSIONS

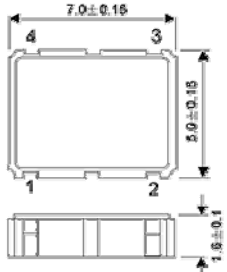
(6 Pad)



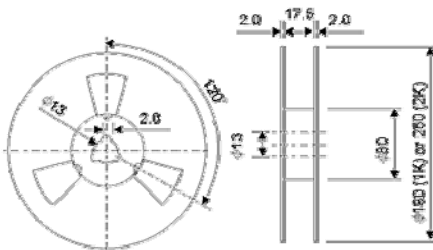
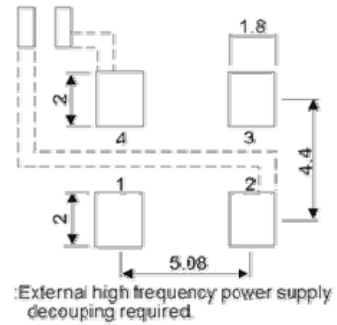
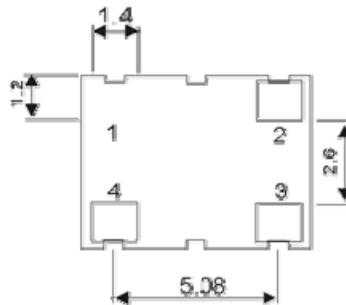
Pin Functions:
 1:Control Voltage
 3:Ground
 4:Output
 6:Supply Voltage
 2,5:Enable Function Selected



DIMENSIONS: (4 Pad)

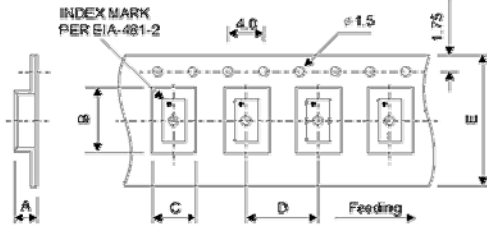


Pin Functions:
 1:Control Voltage
 2:Ground
 3:Output
 4:Supply Voltage



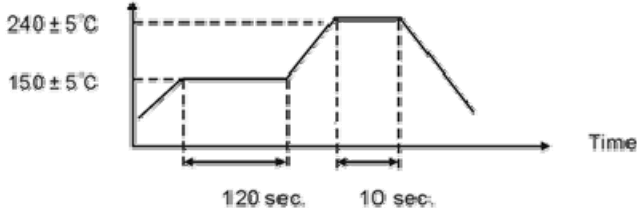
REMARK:
 1. 230 mm (9.05) minimum leader which consist of carrier leader and/or cover tape followed by a minimum of 160 mm (6.3) of empty carrier tape sealed with cover tape.
 2. 160 mm (6.3) minimum trailer of empty carrier tape sealed with cover tape.

PACKING:



SIZE
A 1.3
B 5.45
C 3.65
D 8.0
E 16.0
1K or 2K

REFLOW CONDITION:



Total time : 200 secretary. Max.
 Solder melting point : 185°C