


Series PH7
7.0 x 5.0 mm SMD Differential Output Voltage
Controlled Crystal Oscillator



FEATURE

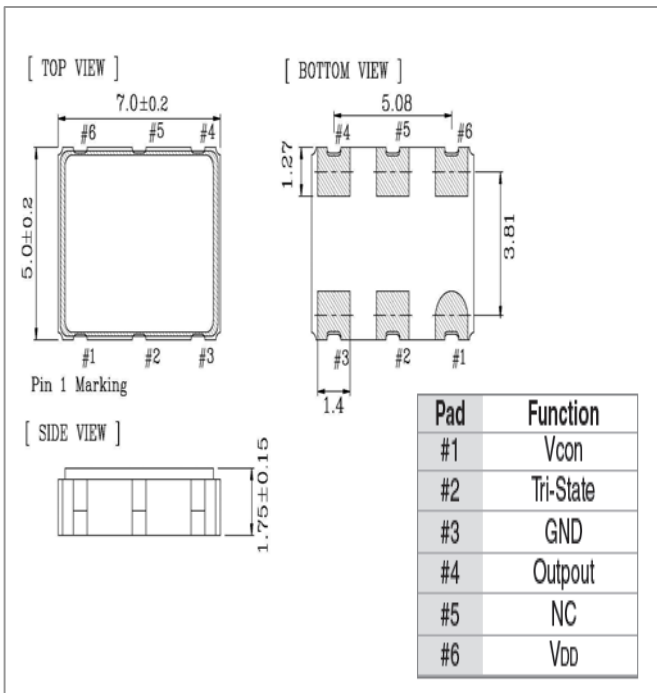
- Typical 7.0 x 5.0 x 1.6 mm 6 pads ceramic SMD package.
- Low jitter performance: <1pS RMS from 12k~20MHz
- Wide frequency control range.
- LVPECL output.
- Output frequency up to 800 MHz
- Tri-state enable/disable



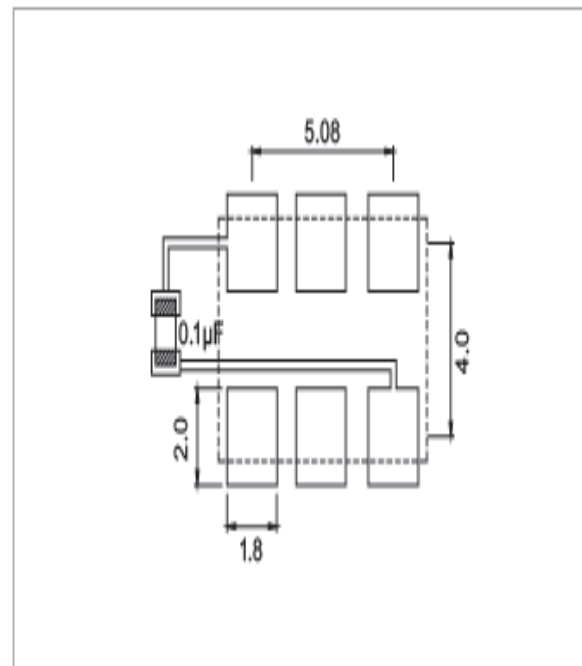
TYPICAL APPLICATION

- Set-top Box, HDTV
- Wimax/WLAN
- Xdsl/VoIP, Cable modem

DIMENSION



SOLDER PAD LAYOUT (mm)



Series PH7
7.0 x 5.0 mm SMD Differential Output Voltage
Controlled Crystal Oscillator



ELECTRICAL SPECIFICATION

Parameter	PECL		Unit
	3.3V		
	Min.	Max.	
Supply Voltage Variation (VDD) 10%	2.97	3.63	V
Frequency Range	100	800	MHz
Standard Frequency	122.88,125,155.52,200,491.52,622.08		
Absolute Pulling Range (APR)	±50	-	ppm
Control Voltage Range	0.3	3.0	V
Supply Current 60MHz ≤ F0 ≤ 160MHz	-	75	mA
160 MHz ≤ F0 ≤ 800 MHz		100	mA
Output Level Output High (Logic "1")	2.275	-	V
Output Low (Logic "0")	-	1.68	
Transition Time:Rise/Fall Time	-	1.0	nSec
Start Time	-	3.0	mSec
Tri-State (input to Pin 2)			
Enable (High voltage or floating)	0.7VDD	-	V
Disable (Low voltage or GND)	-	0.3VDD	
Linearity		10	%
Modulation Bandwidth (BW)	25	-	KHz
Inut Impedance	2000	-	KΩ
RMS Phase Jitter (integrated 12KHz ~ 20MHz)		1	pSec
Phase Noise @614.4 MHz 100 Hz	-	-70	dBc/Hz
1 KHz	-	-95	
10 KHz	-	-105	
Aging (@25oC 1st year)	-	±3	ppm
Storage Temp. Range	-55	125	°C

Standard frequencies are frequencies which the crystal has been designed and does not imply a stock position.

Transition times are measured between 20% and 80% of VDD Packing:
Tape & Reel, 1000pcs per Reel.

Series PH7
7.0 x 5.0 mm SMD Differential Output Voltage
Controlled Crystal Oscillator



FREQ. STABILITY vs TEMP. RANGR

Tem.(°C) \ ppb	±25	±50
-10 ~+60	○	○
-20 ~+70	△	○
-40 ~+85	×	○

O: Available △:Conditional X: Not available
 Inclusive of calibration@25°C,operating temperature range, input voltage variation,
 load variation, aging(1st year),shock, and vibration